

Technical sheet :

MAN'GO 12



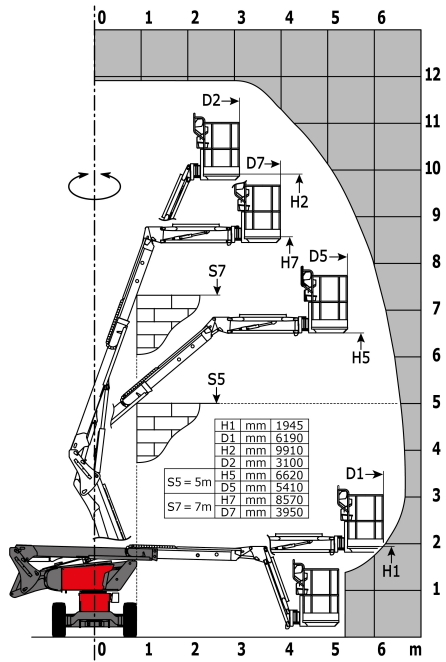
Capacities		Metric
Working height	h21	11.91 m
Platform height	h7	9.91 m
Max. outreach	r1	6.69 m
Overhang	h31	4.8 m
Pendular arm rotation (bottom)		+/-70 °
Platform capacity	Q	230 kg
Turret rotation		350 °
Platform rotation (right / left)		70 ° / 66 °
Number of people (inside / outside)		2 / 2
Weight and dimensions		
Platform weight*		4150 kg
Platform dimensions (length x width)	lp / ep	1.5 m x 0.98 m
Overall width	b1	1.8 m
Overall length	l1	5.5 m
Overall height	h17	2.02 m
Overall length (stowed)	l9	4.5 m
Overall height (stowed)	h18	2.49 m
Floor height (access)	h20	0.3 m
Jib length	l13	1.46 m
Counterweight offset (turret at 90°)	a7	0.19 m
Internal turning radius (over tyres)	b13	1.71 m
External turning radius	Wa3	4.11 m
Ground clearance at centre of wheelbase	m2	0.32 m
Wheelbase	y	2 m
Performances		
Drive speed - stowed		5.2 km/h
Drive speed - raised		1 km/h
Gradeability		40 %
Permissible leveling		4 °
Wheels		
Tyres type		Solid Tyres Cured-On
Drive wheels (front / rear)		2 / 2
Steering wheels (front / rear)		2 / 0
Braking wheels (front / rear)		2 / 2
Engine/Battery		
Engine brand / model		Kubota - D1105-E4B
Engine norm		Stage V
I.C. Engine power rating / Power (kW)		26 Hp / 18.5 kW
Miscellaneous		
Ground Pressure		15 daN/cm ²
Hydraulic Pressure		398 Bar
Hydraulic tank capacity		60 l
Fuel tank		53 l
Noise to environment (LwA)		100 dB(A)
Vibration on hands/arms		< 2.5 m/s
Daily consumption **		4.41 l
Standards compliance		
This machine is in compliance with:		European directives: 2006/42/EC- Machinery (revised EN280:2013) - 2004/108/EC (EMC) - 2006/95/EC (Low voltage)

*Varies according to options and standards of the country to which the machine is delivered

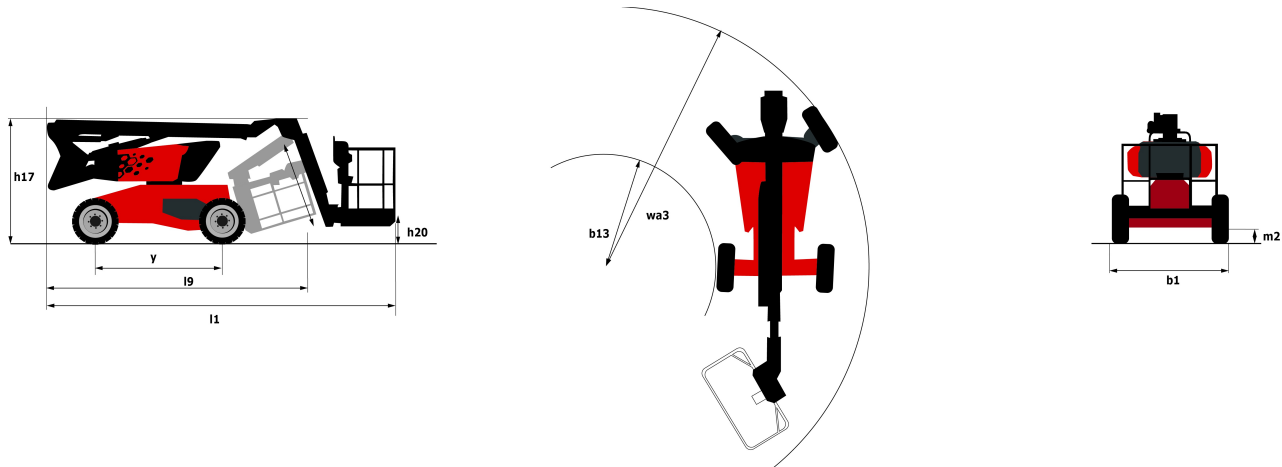
** According to "REDUCE cycle"

Load chart

Load Chart for AWP Metric



Dimensional drawing



Equipment

Standard

- 3 Simultaneous movements
- Audible alarm and illuminated indicator lamp (leveling, overload, lowering)
- Basket 1,500 mm
- CAN bus technology
- Dead man pedal
- Differential locking
- Easy Manager
- Emergency stop button in platform and on frame
- Fuel gauge with low level indicator
- Horn in the platform
- Hour meter
- Leveling unlocking
- Management via engine speed bearing
- Manual emergency lowering
- Pendular arm
- Proportional controls
- Protective cover for control panel
- Quick access to components
- Simplified lift control system

Optional

- 110 or 230V plug with differential circuit breaker
- Air predisposition
- Battery cut-off
- Beep on every movement
- Beep upon travel
- Biodegradable oil
- Catalytic cleaner
- Coded anti-start
- Extreme cold oil
- Highly capacity battery
- Initial verification report before putting into service
- Lockable fuel cap
- Non-marking tyres
- Onboard generator (3,5 or 5 kW)
- SMS : Safe Man System
- Safety harness

Optional

Screen protection on the lower box control


Spark arrester

Turret cover with key lock

Water heater

Water predisposition

Working light



Siège Social
430 rue de l'Aubinière - 44150 Ancenis Cedex - France
Tel: +33(0)2 40 09 10 11 - Fax: +33 (0)2 40 09 10 97
www.manitou.com



This brochure describes versions and configuration options for Manitou products which may be fitted with different equipment. The equipment described in this brochure may be standard, optional or not available depending on version. Manitou reserves the right to change the specifications shown and described at any time and without prior warning. The manufacturer is not liable for the specifications given. For more information, contact your Manitou dealer. Non-contractual document. Product descriptions may differ from actual products. List of specifications is not comprehensive. The logos and visual identity of the company are the property of Manitou and may not be used without authorisation. All rights reserved. The photos and diagrams contained in this brochure are provided for information only.

MANITOU BF SA - Limited company with board of directors - Share capital: 39,668,399 euros - 857 802 508
RCS Nantes